



■ Features :

- 4"x2" Compact size
- Universal AC input / Full range
- Built-in active PFC function
- High efficiency up to 92.5%
- Protections: Short circuit / Overload / Over voltage/Over temperature
- 75W free air convection, 100W with 20CFM forced air
- LED indicator for power on
- No load power consumption<0.5W
- Built-in 12V/0.3A auxiliary output
- 3 years warranty

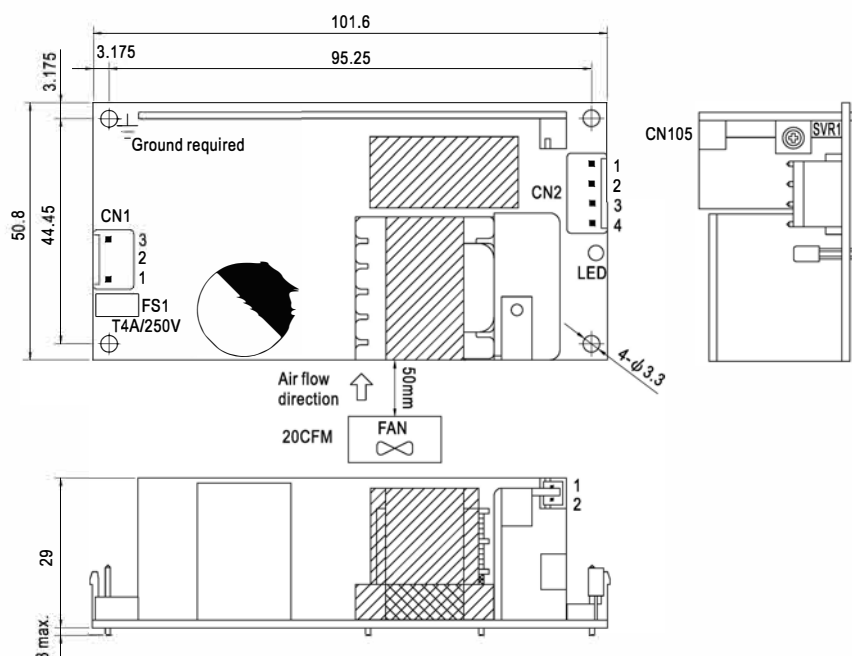


SPECIFICATION

MODEL		EPP-100-12	EPP-100-15	EPP-100-24	EPP-100-27	EPP-100-48
OUTPUT	DC VOLTAGE	12V	15V	24V	27V	48V
	RATED CURRENT (convection)	6.3A	5A	3.2A	2.8A	1.6A
	RATED CURRENT (20CFM FAN)	8.5A	6.67A	4.2A	3.71A	2.1A
	CURRENT RANGE (convection)	0 ~ 6.3A	0 ~ 5A	0 ~ 3.2A	0 ~ 2.8A	0 ~ 1.6A
	CURRENT RANGE (20CFM FAN)	0 ~ 8.5A	0 ~ 6.67A	0 ~ 4.2A	0 ~ 3.71A	0 ~ 2.1A
	RATED POWER (convection)	75.6W	75W	76.8W	75.6W	76.8W
	RATED POWER (20CFM FAN)	102W	100.05W	100.8W	100.17W	100.8W
	RIPPLE & NOISE (max.) Note.2	120mVp-p	150mVp-p	240mVp-p	240mVp-p	300mVp-p
	VOLTAGE ADJ. RANGE	11.76 ~ 12.6V	14.7 ~ 15.75V	23.52 ~ 25.2V	26.46 ~ 28.35V	47.04 ~ 50.4V
	VOLTAGE TOLERANCE Note.3	± 2.0%	± 2.0%	± 1.0%	± 1.0%	± 1.0%
	LINE REGULATION	± 0.5%	± 0.5%	± 0.5%	± 0.5%	± 0.5%
	LOAD REGULATION	± 1.0%	± 1.0%	± 1.0%	± 1.0%	± 1.0%
	SETUP, RISE TIME	1000ms, 30ms/230VAC 2000ms, 30ms/115VAC at full load				
	HOLD UP TIME (Typ.)	16ms/230VAC 16ms/115VAC at full load				
INPUT	VOLTAGE RANGE Note.5	90 ~ 264VAC 127 ~ 370VDC				
	FREQUENCY RANGE	47 ~ 63Hz				
	POWER FACTOR (Typ.)	PF>0.95/230VAC PF>0.98/115VAC at full load				
	EFFICIENCY (Typ.)	91%	91%	92%	92.5%	92.5%
	AC CURRENT (Typ.)	1.4A/115VAC 0.7A/230VAC				
	INRUSH CURRENT (Typ.)	COLD START 70A/230VAC				
	LEAKAGE CURRENT	<2mA/240VAC				
PROTECTION	OVER LOAD	105 ~ 145% rated output power Protection type : Hiccup mode, recovers automatically after fault condition is removed				
	OVER VOLTAGE	13.2 ~ 15.6V	16.83 ~ 19.5V	27.7 ~ 31.5V	30.2 ~ 34.05V	51.3 ~ 62.7V
	OVER TEMPERATURE	110°C ± 10°C (RTH2), 110°C ± 5°C (TSW2) Protection type : Shut down o/p voltage, re-power on to recover				
FUNCTION	AUXILIARY POWER(AUX)	12V@0.3A for driving a fan, tolerance ± 10% at main output 100% load				
ENVIRONMENT	WORKING TEMP.	-30 ~ +70°C (Refer to "Derating Curve")				
	WORKING HUMIDITY	20 ~ 90% RH non-condensing				
	STORAGE TEMP., HUMIDITY	-40 ~ +85°C, 10 ~ 95% RH				
	TEMP. COEFFICIENT	± 0.03%/°C (0 ~ 45°C)				
	OPERATING ALTITUDE Note.6	2000 meters				
	VIBRATION	10 ~ 500Hz, 2G 10min./1cycle, period for 60min. each along X, Y, Z axes				
SAFETY & EMC (Note 4)	SAFETY STANDARDS	UL60950-1, TUV EN60950-1, EAC TP TC 004 approved				
	WITHSTAND VOLTAGE	I/P-O/P:3KVAC I/P-FG:2KVAC O/P-FG:0.5KVAC				
	ISOLATION RESISTANCE	I/P-O/P, I/P-FG, O/P-FG:100M Ohms / 500VDC/ 500VDC / 25°C/ 70% RH				
	EMC EMISSION	Compliance to EN55032 (CISPR32) Class B, EN61000-3-2,-3, EAC TP TC 020				
	EMC IMMUNITY	Compliance to EN61000-4-2,3,4,5,6,8,11, heavy industry level, criteria A, EAC TP TC 020				
OTHERS	MTBF	249.6Khrs min. MIL-HDBK-217F (25°C)				
	DIMENSION	101.6*50.8*29mm (L*W*H)				
	PACKING	0.2Kg; 72pcs/15.4Kg/0.82CUFT				
NOTE	1. All parameters NOT specially mentioned are measured at 230VAC input, rated load and 25°C of ambient temperature. 2. Ripple & noise are measured at 20MHz of bandwidth by using a 12" twisted pair-wire terminated with a 0.1uf & 47uf parallel capacitor. 3. Tolerance : includes set up tolerance, line regulation and load regulation. 4. The power supply is considered a component which will be installed into a final equipment. The final equipment must be re-confirmed that it still meets EMC directives. 5. Derating may be needed under low input voltages. Please check the derating curve for more details. 6. The ambient temperature derating of 3.5°C/1000m with fanless models and of 5°C/1000m with fan models for operating altitude higher than 2000m(6500ft)					

■ Mechanical Specification

Unit:mm



AC Input Connector (CN1) : JST B3P-VH or equivalent

Pin No.	Assignment	Mating Housing	Terminal
1	AC/L	JST VHR or equivalent	JST SVH-21T-P1.1 or equivalent
2	No Pin		
3	AC/N		

\perp : Grounding required

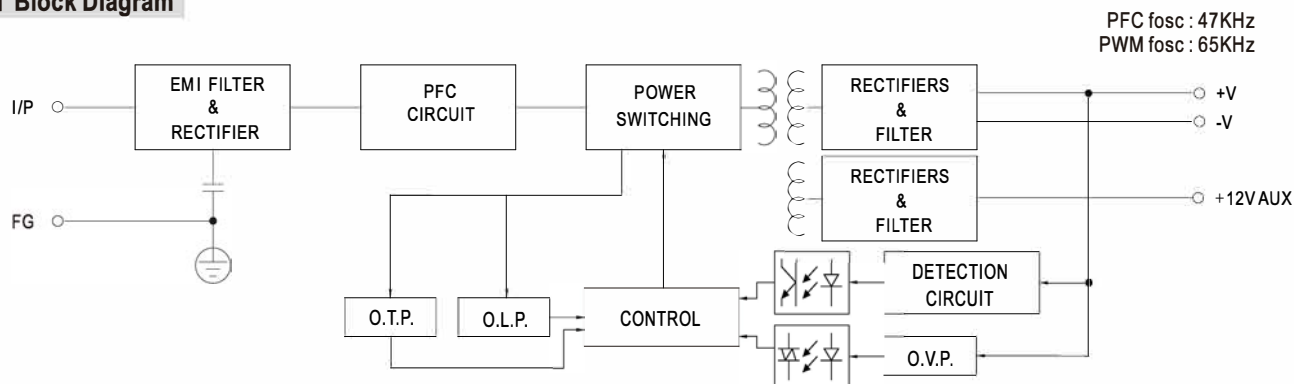
DC Output Connector (CN2) : JST B4P-VH or equivalent

Pin No.	Assignment	Mating Housing	Terminal
1,2	DC COM	JST VHR or equivalent	JST SVH-21T-P1.1 or equivalent
3,4	+V		

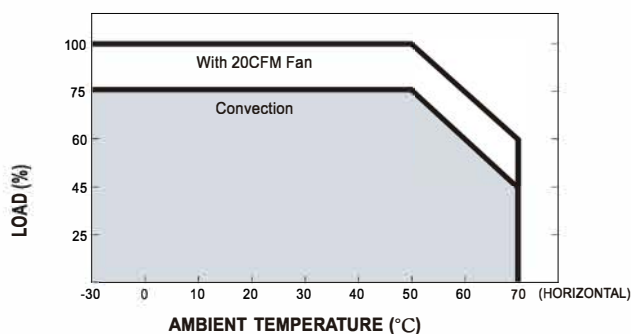
FAN Connector(CN105) : JST B2B-PH-K-S or equivalent

Pin No.	Assignment	Mating Housing	Terminal
1	+12V	JST PHR-2 or equivalent	JST SPH-002T-P0.5S or equivalent
2	DC COM		

■ Block Diagram



■ Output Derating



■ Output Derating VS Input Voltage

